

Shri Siddheshwar Devasthan Trust's

SHRI SIDDHESHWAR WOMEN'S POLYTECHNIC, SOLAPUR

T.P NO.II, PLOT NO.74, BHAWANI PETH,
RUPA BHAWANI ROAD, DIST.- SOLAPUR- 413002

AUDIT REPORT

FOR THE YEAR ENDED 31ST MARCH 2021

Auditors

M/S NAGAPPA SHETE & CO.

CHARTERED ACCOUNTANTS

937, WEST MANGALWAR PETH
RAJYOG HEIGHTS, 2ND FLOOR,
PHALTAN GALLI, SOLAPUR - 413002
Mo. - 09604200468; 8793146450
Email ID - nsscca@gmail.com



AUDITOR'S REPORT

**The Trustees,
Shri Siddheshwar Women's Polytechnic,
Solapur**

We have audited the attached **Balance Sheet** of **Shri Siddheshwar Women's Polytechnic, Solapur (Shri Siddheshwar Devasthan Trust's)** for the year ended **31st March, 2021** and **Income and Expenditure Account** for the year ended on that date.

These financial statements are the responsibility of the Board of Trustee. Our responsibility is to express an opinion on these financial statements based on our audit.

We have conducted audit in accordance with auditing standards generally accepted in India. Those standards require that we plan and perform the audit to obtain the reasonable assurance about whether the financial statements are free of material misstatement. An audit includes examining, on a test basis, evidence supporting the amounts and disclosures in the financial statements.

An audit also includes assessing the accounting principles used and significant estimates made by the management, as well as evaluating the overall financial statements presentation. We believe that our audit provides a reasonable basis for our opinion.

We report that subject to,

1. That the accounts are maintained regularly and in accordance with the provisions of the Act & Rules.
2. That the Receipts and disbursement are properly and correctly shown in accounts.
3. That the Books, Deeds, Accounting Vouchers and other documents and records required by us were produced before us.
4. That the **Hon'ble Principal Mr. Gajanan Dharane Sir** appeared before us and furnished the necessary information required by us.
5. The Separate audit report remarks and observations are given with this report.
6. About the segment of account separate remarks are given with this report.

In our opinion and to the best of our information and according to the explanation given to us, the said accounts give a true and fair view;

- A) In the case of the Balance Sheet of the state of affairs of the assesses as at 31st March, 2020 and
- B) In the case of Income and Expenditure account of the deficit of the institution for the year ended on that date.


PLACE : SOLAPUR

DATE : 18/06/2021

For, **NAGAPPA SHETE & CO.**
CHARTERED ACCOUNTANTS

Shelish D. S.
CA SOMSHANKAR S SHETE
PARTNER (MRN-605435)
FRN - 134068W

UDIN : 21605435AAAAAC8401





**"DISCLOSURE OF ACCOUNTING POLICIES AND NOTES OF ACCOUNT"
FOR THE YEAR ENDED 31.03.2021**

1. METHOD OF ACCOUNTING :-

The Institution is maintaining its books of accounts on Mercantile Basis to recognize significant item of Income & Expenditure on accrual basis.

2. FIXED DEPOSIT :-

Fixed Assets are stated at cost price less depreciation.

3. DEPRECIATION :-

Depreciation on Fixed Assets has been provided on W.D.V Method at the rates prescribed under Income Tax Act.

4. INVESTMENT :-

Investments are stated at cost of acquisition. Interest income has been accounted for on accrual basis.

5. SEGMENT REPORTING :-

We observe that, the books of accounts are maintained on accrual basis as per accounting standards & treated as one segment for compilation and preparation of accounts.

It is said by principal of the institute that, various courses under Engineering & Technology programs are interdependent and therefore they are not absolutely independent due to requirement of faculty & laboratory needed from various other courses under Engineering & Technology. Also out of three years, First year is common to all the courses using faculty & laboratories from all the courses along with department Humanities & Basic Sciences which cannot be a part of any course/department. As well certain central facilities such as workshop, library, and computer center etc ... along with amenities are used by all which are not the facilities year marked as part of any particular course.

Therefore maintaining segmental account, course wise separately is not practicable & hence not possible.

For Fixation of fees for which permission is sought in respect of Engineering & Technology Programme of the trust/Society, as defined by AICTE. The Trust/Society got permission for running engineering and Technology Programme for various courses under one single reporting entity complying faculty and infrastructural requirements. Accordingly our trust/Society is maintaining faculty and infrastructural requirements separately and also maintain documentation and accounts separately relating to the Engineering & Technology programme for which fees proposal is submitted. **Thus looking to these peculiar aspects, Engineering & technology Programme under which course/s are conducted are treated as one Segment for compilation and presentation of accounts and also for fixation of fees.**

Hence, we observe that, the books of accounts are maintained on accrual basis as per accounting standards & treated as one segment for compilation and preparation of accounts.

PLACE : SOLAPUR

DATE : 18/06/2021

For, **NAGAPPA SHETE & CO.**
CHARTERED ACCOUNTANTS

Sheti
CA SOMSHANKAR S SHETE
PARTNER (MRN - 605435)
FRN - 134068W





Audit Report Remarks and Observations 31.03.2021

1. The Amount of student fees receivable from open students/SWD students should be recovered at earliest of earlier period.
2. The student fees which are not receivable should be written off after confirming the relative departments.

DATE : 18/06/2021


For, **NAGAPPA SHETE & CO.**
CHARTERED ACCOUNTANTS

CA SOMSHANKAR S SHETE
PARTNER (MRN - 605435)
FRN - 134068W



Siddheshwar Devasthan Trust's, Shri Siddheshwar Womens Polytechnic
Receipts and Payments for the year ended 31st March 2021

Receipts	Rs.		Payments	Rs.	
Opening Balance		3858075.47	Current Liabilities		18850635.00
Bank Accounts	3797208.47		Duties & Taxes	1133932.00	
Cash-in-hand	60867.00		Provisions	17038373.00	
Current Liabilities		212013.00	Sundry Creditors	678330.00	
Provisions	4000.00		Fixed Assets		1200441.00
Sundry Creditors	208013.00		Furniture & Fixtures	1199586.00	
Current Assets		21898864.75	Books	855.00	
Loans & Advances (Asset)	39608.00		Current Assets		175743.00
Fees Outstanding 2014 - 2015	3854.00		Loans & Advances (Asset)	50151.00	
Fees Outstanding 2015 - 2016	27747.00		Fees Outstanding 2016 - 17	1582.00	
Fees Outstanding 2016 - 17	8199084.00		Fees Outstanding 2017 - 2018	3864.00	
Fees Outstanding 2017 - 2018	80380.00		Fees Outstanding 2018 - 2019	9863.00	
Fees Outstanding 2018 - 2019	1982870.25		Fees Outstanding 2019-2020	31072.00	
Fees Outstanding 2019-2020	8442771.00		Fees Outstanding 2020-2021	79211.00	
Fees Outstanding 2020-2021	3122550.50		Branch / Divisions		24830000.00
Branch / Divisions		27545600.00	<i>Shri Siddheshwar Devasthan, Solapur</i>	24830000.00	
<i>Shri Siddheshwar Devasthan, Solapur</i>	27545600.00		Indirect Incomes		783478.00
Indirect Incomes		1051694.92	EXAM RELATED INCOME	561950.00	
Alumini Fees	11800.00		INCOME FROM OTHER SOURCES	221528.00	
Interest on S/B	32490.00		Indirect Expenses		7458084.99
Sale of Prospects Broucher	18000.00		Advertisement	164090.00	
EXAM RELATED INCOME	545800.00		Affiliation / Inspection	75000.00	
INCOME FROM OTHER SOURCES	443604.92		Bank Interest/ Commission / Charges	4928.99	




Indirect Expenses		25443.00	Communication Expenses	293616.00	
Social Gathering/functions Exp./Welfare	25443.00		Conference & Seminar	96649.00	
			Establishment Expenses	498886.00	
			Insurance	54669.00	
			Laboratory Material & Other Consumbale	178186.00	
			Magazine, Journals, Periodicals Etc. Subscription	48216.00	
			Other Expenses - Related to Students	10893.00	
			Printing & Stationery	26974.00	
			Professional Charges	15620.00	
			Remuneration/Professional Charges to Visiting Facu.	195425.00	
			Rent	4320000.00	
			Repairs & Maintenance	997787.00	
			Salary - Non Teaching	329496.00	
			Salary - Teaching	22440.00	
			Social Gathering/functions Exp./Welfare	123209.00	
			University Fees Paid	2000.00	
			Closing Balance		1293309.15
			Bank Accounts	1270435.15	
			Cash-in-hand	22874.00	
Total		54591691.14	Total		54591691.14

2



(Gajanan R. Dharane)
Principal
Sri Siddheshwar Women's
Polytechnic, Solapur.



For Nagappa Shete & Co
Chartered Accountants
Sheti S.S.
CA Somshankar S. Shete
Partner (MRN-605435)

Siddheshwar Devasthan Trust's, Shri Siddheshwar Womens Polytechnic
Income and Expenditure Account for the Year Ended 31st March 2021

EXPENSES	Rs.		INCOME	Rs.	
		36104521.99			33090990.92
Advertisement	164090.00				
Affiliation / Inspection	75000.00		INCOME FROM OTHER SOURCES	216094.92	
Audit Fees - College	40000.00		Alumini Fees	11800.00	
Bank Interest/ Commission / Charges	4928.99		Bonafide Certificate Fees	2250.00	
Communication Expenses	294768.00		Development Fees	3220570.00	
Conference & Seminar	96649.00		Interest on F.D.R.	80062.00	
Establishment Expenses	685766.00		Interest on S/B	32490.00	
Insurance	54669.00		Leaving Certificate Fees	6250.00	
Laboratory Material & Other Consumbale	185931.00		Sale of Prospects Broucher	18000.00	
Magazine, Journals, Periodicals Etc. Subscription	48216.00		Tuition Fees	29503474.00	
Other Expenses - Related to Students	1382302.00		Excess of expenditure over income		3013531.07
Printing & Stationery	115474.00				
Professional Charges	15620.00				
Remuneration/Professional Charges to Visiting Facu.	195425.00				
Rent	4320000.00				
Repairs & Maintenance	1026126.00				
SALARY COST					
Salary - Non Teaching	5157427.00				
Salary - Teaching	19798735.00				
Social Gathering/functions Exp./Welfare	97766.00				
University Fees Paid	18150.00				
Depreciation on Asset	2327479.00				
Total		36104521.99	Total		36104521.99

For Nagappa Shete & Co
Chartered Accountants

Sheti & Co.
CA Somshankar S Shete (Partner)
FRN- 134068W MRN - 605435
UDIN - 21605435AAAAAC8401



A. Dharane
(Gajanan R. Dharane)
Principal
Shri Siddheshwar Women's
Polytechnic, Solapur




**Siddheshwar Devasthan Trust's, Shri Siddheshwar Womens Polytechnic
Balance Sheet as on 31st March 2021**

Liabilities	Rs.		Assets	Rs.	
Current Liabilities		11977601.80	Fixed Assets		12545889.93
Duties & Taxes	65109.00		Building		
Provisions	9628800.00		Equipments	6605445.97	
Sundry Creditors	649889.80		Furniture & Fixtures	4477387.70	
Security Deposit	1283000.00		Books	142053.26	
DBT Excess Amount	350803.00		Bus - Mahindra Exelo	1321003.00	
Branch / Divisions		119925114.40	Current Assets		51603363.25
Shri Siddheshwar Devasthan, Solapur	119925114.40		Deposits (Asset)	161040.00	
Fund		6716766.63	Loans & Advances (Asset)	19060.00	
Reserve Fund	6716766.63		Cash-in-hand	22874.00	
			Bank Accounts	1270435.15	
			Fees Outstanding 2013-2014	200641.00	
			Fees Outstanding 2014 - 2015	8888018.60	
			Fees Outstanding 2015 - 2016	2340887.00	
			Fees Outstanding 2016 - 17	796104.00	
			Fees Outstanding 2017 - 2018	5279112.00	
			Fees Outstanding 2018 - 2019	1710663.00	
			Fees Outstanding 2019-2020	1991976.00	
			Fees Outstanding 2020-2021	28598695.50	
			Int. Receivable on F.D. - Central Bank	323857.00	
			Excess of expenditure over income		74470229.65
			Opening Balance	71456698.58	
			Current Period	3013531.07	
Total		138619482.83	Total		138619482.83

For Nagappa Shete & Co
Chartered Accountants

Shelvi S. S.
CA Somshankar S Shete (Partner)
FRN- 134068W MRN - 605435
UDIN - 21605435AAAAAC8401



A. Dharane
Gajanan R. Dharane
Principal
Shri Siddheshwar Women's
Polytechnic, Solapur



Siddheshwar Devasthan Trust's, Shri Siddheshwar Womens Polytechnic

Fixed Assets (FY 2020-21)

Particulars	Closing Balance	
	Debit	Credit
Equipments	6605445.97	
<i>Air Conditioner</i>	153573.00	
<i>C.C. TV Camera</i>	393795.22	
<i>Civil Lab. Equipments</i>	894155.52	
<i>Computer & Accessories</i>	1343188.50	
<i>Electrical, Electronics Material & Equipment</i>	2323132.25	
<i>Fire Protection Machine</i>	198268.00	
<i>Generator</i>	137046.29	
<i>Lab. Material & Equipments</i>	268035.32	
<i>LCD PROJECTOR</i>	322974.50	
<i>Mechanical Equipments</i>	39167.63	
<i>Solar System Equip.for Solar Experiments</i>	528910.00	
<i>Sports Material & Equipments</i>	3199.74	
Furniture & Fixtures	4477387.70	
<i>DEAD STOCK</i>	495769.09	
<i>Furniture & Equipment</i>	3977615.61	
<i>POS Machine</i>	4003.00	
Books	142053.26	
<i>Library A/c</i>	142053.26	
<i>Bus - Mahindra Exelo</i>	1321003.00	
Grand Total	12545889.93	



Siddheshwar Devasthan Trust's, Shri Siddheshwar Womens Polytechnic

Current Assets (2020-21)

Particulars	Dr.	Cr.
Deposits (Asset)	161040.00	
M.S.E.B. Deposit	60000.00	
Telephone Deposit A/c	1040.00	
USage Building Deposit	100000.00	
Loans & Advances (Asset)	19060.00	
Advance A/c	3264.00	
Students Advance	15796.00	
Cash-In-hand	22874.00	
Cash	22874.00	
Bank Accounts	1270435.15	
Central Bank F.D.'s A/c	927038.00	
Central Bank C/A No. 3058806772	33178.20	
Central Bank S/B A/c No. 3049648579	112731.51	
Central Bank S/B A/c No. 3140949149	2347.82	
Janata Sah.Bk S/B A/c - 56 / 13898	195139.62	
Fees Outstanding 2013-2014	200641.00	
Fees Receivable Open 13-14	200641.00	
Fees Dues - Open - 13-14 - 1st Year	12041.00	
Fees Dues - Open - 13-14 - 2nd Year	90500.00	
Fees Dues - Open - 13-14 - 3rd Year	98100.00	
Fees Outstanding 2014 - 2015	8888018.60	
Fees Receivable Open - 14-15	164926.00	
Fees Dues Open 2014 - 2015 - 1st Year	54300.00	
Fees Dues Open 2014 - 2015 - 2nd Year	64316.00	
Fees Dues Open 2014 - 2015 - 3rd Year	46310.00	
Fees Receivable Swd 2014-2015	8722622.60	
Fees Dues SWD 2014 - 2015 - 1st Year	3045655.35	
Fees Dues Swd 2014 - 2015 - 2nd Year	3423100.55	
Fees Dues Swd 2014 - 2015 - 3rd Year	2253866.70	
Fees Receivable TFWS 2014 - 2015	470.00	

Particulars	Dr.	Cr.
Fees Outstanding 2015 - 2016	2340895.00	8.00
Fees Receivable Open 2015-2016	549775.00	
Fees Dues Open - 2015 - 2016 - 1st Year	201852.00	
Fees Dues Open - 2015 - 2016 - 2nd Year	202291.00	
Fees Dues Open - 2015 - 2016 - 3rd Year	145632.00	
Fees Receivable SWD - 2015 - 2016	1791120.00	
Fees Dues SWD - 2015 - 2016 - 1st Year	644708.00	
Fees Dues SWD - 2015 - 2016 - 2nd Year	671172.00	
Fees Dues SWD - 2015 - 2016 - 3rd Year	475240.00	
Fees Receivable TFWS 2015 - 2016		8.00
Fees Dues - TFWS - 2015 - 2016 - 1st Year		8.00
Fees Outstanding 2016 - 17	819084.00	22980.00
Fees Receivable Open 2016 - 2017	64869.00	
Fees Dues Open 2016 - 2017 - 1st Year	4013.00	
Fees Dues Open 2016 - 2017 - 2nd Year	23394.00	
Fees Dues Open - 2016 - 2017 - 3rd Year	37462.00	
Fees Receivable SWD - 2016 - 2017	754180.00	19812.00
Fees Dues SWD - 2016 - 2017 - 1st Year		19812.00
Fees Dues SWD - 2016 - 2017 - 2nd Year	570227.00	
Fees Dues SWD - 2016 - 2017 - 3rd Year	183953.00	
Fees Receivable TFWS 2016 - 2017	35.00	3168.00
Fees Dues TFWS - 2016 - 2017 - 1st Year		3168.00
Fees Dues TFWS - 2016 - 2017 - 3rd Year	35.00	
Fees Outstanding 2017 - 2018	5281112.00	2000.00
Fees Receivable Open 2017 - 18	282782.00	
Fees Dues Open 2017-2018 - 1st Year	203000.00	
Fees Dues Open 2017-2018 - 2nd Year	51182.00	
Fees Dues Open 2017-2018 - 3rd Year	28600.00	
Fees Receivable SWD - 2017 - 18	4998330.00	
Fees Dues SWD - 2017-2018 - 1st Year	3395763.00	
Fees Dues SWD - 2017-2018 - 2nd Year	805630.00	
Fees Dues SWD - 2017-2018 - 3rd Year	796937.00	
Fees Receivable TFWS 2017 - 18		2000.00

Particulars	Dr.	Cr.
Fees Outstanding 2018 - 2019	1710797.00	134.00
Fees Receivable Open 2018 - 2019	650088.00	
Fees Dues Open 2018 - 2019 - 1st Year	253126.50	
Fees Dues Open 2018-2019 - 2nd Year	240764.50	
Fees Dues Open 2018-2019 - 3rd Year	156197.00	
Fees Receivable SWD 2018 - 2019	1060709.00	
Fees Dues SWD 2018-2019 -1st Year	272159.00	
Fees Dues Swd 2018-2019 - 2nd Year	169964.50	
Fees Dues Swd 2018-2019 -3rd Year	618585.50	
Fees Receivable TFWS 2018 - 2019		134.00
Fees Dues TFWS 2018-2019 -1st Year		126.00
Fees Dues TFWS 2018-2019 -3rd Year		8.00
Fees Outstanding 2019-2020	1992028.00	52.00
Fees Receivable Open 2019-20	834857.50	
Fees Dues Open 2019-2020 1st Year	347284.50	
Fees Dues Open 2019-2020 2nd Year	411036.00	
Fees Dues Open 2019-2020 3rd Year	76537.00	
Fees Receivable SWD 2019-20	1157170.50	
Fees Dues SWD 2019-2020 - 1st Year	338633.50	
Fees Dues Swd 2019-2020 - 2nd Year	504865.50	
Fees Dues Swd 2019-2020 - 3rd Year	313671.50	
Fees Receivable TFWS 2019-20		52.00
Fees Dues TFWS 2019-2020 - 1st Year		52.00
Fees Outstanding 2020-2021	28628605.00	29909.50
Fees Receivable Open 2020-21	8444903.00	
Fees Dues Open 2020-21 - 1st Year	2974230.00	
Fees Dues Open 2020-21 - 2nd Year	2706900.00	
Fees Dues Open 2020-21 - 3rd Year	2763773.00	
Fees Receivable SWD 2020-21	20119088.00	
Fees Dues SWD 2020-21 - 1st Year	8016379.00	
Fees Dues SWD 2020-21 - 2nd Year	6812825.00	
Fees Dues SWD 2020-21 - 3rd Year	5289884.00	
Fees Receivable TFWS 2020-21	64614.00	
Fees Dues TFWS 2020-21 - 1st Year	36548.00	
Fees Dues TFWS 2020-21 - 2nd Year	20518.00	
Fees Dues TFWS 2020-21 - 3rd Year	7548.00	
Other Assets		29909.50
Int. Receivable on F.D. - Central Bank	323857.00	
Grand Total	51658446.75	55083.50



Siddheshwar Devasthan Trust's, Shri Siddheshwar Womens Polytechnic

Current Liabilities (FY 2020-21)

Particulars	Rs.
Duties & Taxes	65109.00
EPF Employees - Non Teaching Staff	25274.00
EPF Employees - Teaching Staff	6800.00
I. Tax (TDS)	19500.00
Other Party I.Tax (TDS)	135.00
Professional Tax	13400.00
Provislons	9628800.00
Cleaning & Scavenger Exp. Paybale	18880.00
Anand Jamgaonkar	3800.00
Mhamane Savita	2177.00
Pawar Pradnya	5323.00
Sakhare Reshma	4677.00
Tarabai Gaikwad	2903.00
Covid 19 - Salary	3812032.00
Nagappa Shete & Co.	40000.00
Salary Due	5756736.00
Telephone Bill Payable	1152.00
Sundry Creditors	649889.80
Other Creditors	385067.00
ARK Instruments, Mumbai	9405.00
Bharat Paint Company	7745.00
Biyani Technologies, Kolhapur	5900.00
Deshpande R.A.	8454.00
Digitech Controls & Systems, Pune	23927.00
ISTE	140904.00
Solapur Super Services	22439.00
Tejaswini Security Fource	13365.00
Vaishnavi Plywood & Hardware Centre	152928.00
Adv.Recd. From Stud. - 16-17	51850.00
Adv. Recd. From Open 16-17 - 1st Year	16500.00
Adv. Recd. From Swd . 16-17 - 2nd Year	35350.00
Adv. Recd. From Stud. - 19-20	21863.00
Adv.Recd.From Open Stud.19-20 - 2nd Year	21863.00
Adv.Recd.From Students - 17- 18	121450.00
Adv.Recd.From Open 1st Year - 17-18	3500.00
Adv.Recd. From Open 2nd Year 17-18	14500.00
Adv.Recd.From Swd - 1st Year - 17-18	81000.00
Adv.Recd.From Swd. Stud. 17-18 - 2nd Year	18187.00
Adv.Recd. From TFWS Stud. 2nd Year 17-18	4263.00
Adv.Recd.From Stud. Open 18-19	0.50
Adv.Recd.From Stud. Open 2nd Year 18-19	0.50
Adv. Recd. From SWD - 14-15	54566.60
Adv. Recd. From SWD - 14-15 - 1st Year	39162.60
Adv.Recd. From Swd 14-15 - 3rd Year	15404.00
Adv. Recd. From Swd Stud. 15-16	15092.70
Adv. Recd. From Swd - 15 - 16 - 3rd Year	15092.70

Particulars	Rs.
Security Deposit	1283000.00
Caution Money Deposit 2016 - 17	469000.00
Caution Money Deposit 2017 - 2018	221000.00
Caution Money Deposit 2018 - 19	151000.00
Caution Money Deposit 2019 - 2020	204000.00
Caution Money Deposit 2020 - 2021	238000.00
DBT Excess Amount	350803.00
Grand Total	11977601.80



**Siddheshwar Devasthan Trust's, Shri Siddheshwar Womens Polytechnic
Indirect Incomes (FY 2020-21)**

Particulars	Rs.	
	Debit	Credit
INCOME FROM OTHER SOURCES		216094.92
OTHER INCOME		216094.92
<i>Advertisement Sponsorship 2020 - 21</i>		4150.00
Discount		1023.00
DTE., Pune		21340.00
Miscellaneous Income		3243.92
MSBTE., PUNE		6000.00
Neet Exam		10317.00
Other Income		160299.00
Outstading Fees 12-13 - 1st Year		9722.00
Alumini Fees		11800.00
Bonafide Certificate Fees		2250.00
Development Fees		3220570.00
Interest on F.D.R.		80062.00
Interest on S/B		32490.00
Leaving Certificate Fees		6250.00
Sale of Prospects Broucher		18000.00
Tuition Fees		29503474.00
Grand Total		33090990.92



**Siddheshwar Devasthan Trust's, Shri Siddheshwar Womens Polytechnic
Indirect Expenses (FY 2020-21)**

Particulars	Rs.	Particulars	Rs.	Particulars	Rs.
Advertisement	164090.00	<i>Electrical Fitting Exp</i>	7302.00	Salary - Non Teaching	5157427.00
<i>Advertisement - Recruitment of Staff</i>	14280.00	<i>Electrical Lab Consumbale</i>	80.00	<i>E.P.F. Admin Charges -Non Teaching Staff</i>	12684.00
<i>Advertisement - Students Admission</i>	149810.00	<i>Lab Consumbale Exp. - (Workshop)</i>	108693.00	<i>E.P.F. Employers Contribution - Non-Teaching</i>	316812.00
Affiliation / Inspection	75000.00	<i>Laboratory Consumbale (Chemicals)</i>	460.00	<i>Non-Teaching Staff Salary</i>	4827931.00
<i>Affiliation Fees TO Board</i>	75000.00	<i>Other Consumbale</i>	11866.00	Salary - Teaching	19798735.00
Audit Fees - College	40000.00	<i>Magazine, Journals, Periodicals Etc-Subscription</i>	48216.00	<i>E.P.F. Admin Charges-Teaching Staff</i>	840.00
<i>Audit Fees</i>	40000.00	<i>Journals Purchase</i>	39700.00	<i>E.P.F. Employers Contribution - Teaching</i>	21600.00
Bank Interest/ Commission / Charges	4928.99	<i>News Paper & Magzines Exp.</i>	8516.00	<i>Teaching Staff Salary</i>	19776295.00
<i>Bank Commission & Charges</i>	4928.99	Other Expenses - Related to Students	1382302.00	Social Gathering/functions Exp./Welfare	97766.00
Communication Expenses	294768.00	<i>Other Expenditure</i>	2400.00	<i>Other Functions & Celebrations</i>	85384.00
<i>Internet Bill</i>	275000.00	<i>Other Expenditure</i>	2400.00	<i>Conveyance</i>	20008.00
<i>Postage & Courier Expenses</i>	1783.00	<i>Earn & Learn Scheme</i>	1000.00	<i>Function & Programs (Puja Exp.)</i>	4475.00
<i>Telephone Bill</i>	13674.00	<i>Expenditure Related to Students</i>	7493.00	<i>Miscellaneous Expenses</i>	6889.00
<i>Xerox & Fax Expenses</i>	4311.00	<i>Fees Concession / Scholarship</i>	1371409.00	<i>Staff Activity</i>	41176.00
Conference & Seminar	96649.00	Printing & Stationery	115474.00	<i>Students Activity</i>	2000.00
<i>Membership Fees</i>	25570.00	<i>Printing</i>	99497.00	<i>Travelling Expenses</i>	10836.00
<i>Registration Fees</i>	3072.00	<i>Stationery Expenditure</i>	15977.00	<i>Students Function</i>	12382.00
<i>Research & Development</i>	66007.00	Professional Charges	15620.00	<i>Staff & Student Welfare Exp.</i>	7027.00
<i>Students Competition</i>	2000.00	<i>Consulting Fees - Others</i>	15620.00	<i>Students Function</i>	5355.00
Establishment Expenses	685766.00	Remuneration/Professional Charges to Visiting Facu.	195425.00	University Fees Paid	18150.00
<i>Cleaning & Scavenger Expenses</i>	213756.00	<i>Adjunct Faculty (CHB Payment)</i>	21250.00	<i>Exam.Fees Fine Paid MSBTE (Contra)</i>	2000.00
<i>Electricity Bill</i>	297560.00	<i>Honorarium Payment</i>	174175.00	<i>Exam Fees Paid to MSBTE (Contra)</i>	16150.00
<i>Gardening Expenditure</i>	6450.00	Rent	4320000.00	Depreciation on Asset	2327479.00
<i>Security (Watchman) Salary</i>	168000.00	<i>Rent for College Building Paid to Trust</i>	4320000.00	Grand Total	36104521.99
Insurance	54669.00	Repairs & Maintenance	1026126.00		
<i>Vehicle Insurance</i>	54669.00	<i>Building Maintenance</i>	966158.00		
Laboratory Material & Other Consumbale	185931.00	<i>Maintenance - Others</i>	55190.00		
<i>Civil Lab. Consumbale</i>	530.00	<i>Maint. & Spares</i>	36937.00		
<i>Computer Repairs & Maintainance</i>	42900.00	<i>Repairs & Maintenance</i>	13446.00		
<i>Cost of Software</i>	4130.00	<i>Transport Charges</i>	2300.00		
<i>Electrical & Electronics Lab Consumbale</i>	9970.00	<i>Vehicle Repariy</i>	2507.00		
		<i>Furniture, Equipments Etc. Maint.</i>	4778.00		



SCHEDULE ANNEXD TO AND FORMING PART OF THE BALANCESHEET AS AT 31.03.21

FIXED ASSETS SCHEDULE											
Particulars	Dep. P.A.	Dep. P.A.	Opening Balance	Add. Upto 30th Sept. 20	Add. From 1st Oct. 20	Less Ded.	Net Value	Depreciation F	Depreciation F	Total Dep.	Net Value Dep.
							(B+C-D) =	(B+C1)x A+	C2x(A/2)-DxA	G	(Clos. WDV) H = E - G
[1]	A	A1	B	C1	C2	D	E	F	F1	F + F1	
A] Plant & Machinery											
Other Equipments											
Electrical Material & Equipme	15%	7.5%	2733097.25			0	2733097.25	409965.00	0.00	409965.00	2323132.25
Lab. Material & Equipments	15%	7.5%	315335.32				315335.32	47300.00	0.00	47300.00	268035.32
LCD Projector	15%	7.5%	379969.50				379969.50	56995.00	0.00	56995.00	322974.50
Civil Lab, Equipemnts	15%	7.5%	1051947.52				1051947.52	157792.00	0.00	157792.00	894155.52
Sports Material & Equipments	15%	7.5%	3764.74				3764.74	565.00	0.00	565.00	3199.74
Mechanical Equipemnts	15%	7.5%	46079.63				46079.63	6912.00	0.00	6912.00	39167.63
Generator	15%	7.5%	161231.29				161231.29	24185.00	0.00	24185.00	137046.29
C.C. TV Camera	15%	7.5%	463288.22				463288.22	69493.00	0.00	69493.00	393795.22
Solar System Equipments	15%	7.5%	622247.00				622247.00	93337.00	0.00	93337.00	528910.00
Fire Protection Machine	15%	7.5%	233257.00				233257.00	34989.00	0.00	34989.00	198268.00
Air Conditioner	15%	7.5%	180674.00				180674.00	27101.00	0.00	27101.00	153573.00
Bus (Mahindra Exelo)	15%	7.5%	1554121.00				1554121.00	233118.00	0.00	233118.00	1321003.00
			7745012.47	0.00	0.00	0.00	7745012.47	1161752.00	0.00	1161752.00	6583260.47
Books											
Library A/c	25%	12.5%	188407.26		855.00	0.00	189262.26	47102.00	107.00	47209.00	142053.26
SC - Books Purchase	25%	12.5%	1.00			0.00	1.00	0.00	0.00	0.00	1.00
Sub Total - A			188408.26	0.00	855.00	0.00	189263.26	47102.00	107.00	47209.00	142054.26
B] Furniture											
Furniture & Fixtures											
Furniture & Equipment	15%	7.5%	3207694.61	0.00	1352514.00	0.00	4560208.61	481154.00	101439.00	582593.00	3977615.61
POS Machine	15%	7.5%	4710.00			0.00	4710.00	707.00	0.00	707.00	4003.00
Dead Stock	15%	7.5%	583258.09			0.00	583258.09	87489.00	0.00	87489.00	495769.09
Sub Total - B			3795662.70	0.00	1352514.00	0.00	5148176.70	569350.00	101439.00	670789.00	4477387.70
C] Computer & Others											
Computers											
Computer & Accessories	25%	12.5%	1790917.50			0.00	1790917.50	447729.00	0.00	447729.00	1343188.50
Invertor (UPS) for Computer	25%	12.5%	0.40			0.00	0.40	0.00	0.00	0.00	0.40
Sub Total - C			1790917.90	0.00	0.00	0.00	1790917.90	447729.00	0.00	447729.00	1343188.90
Grand Total A + B + C			13520001.33	0.00	1353369.00	0.00	14873370.33	2225933.00	101546.00	2327479.00	12545891.33



Siddheshwar Devasthan Trust's, Shri Siddheshwar Womens Polytechnic


Trial Balance

1-Apr-2020 to 31-Mar-2021

Particulars	Opening Balance	Transactions		Closing Balance
		Debit	Credit	
Current Liabilities	5305837.80 Cr	18950394.00	25622158.00	11977601.80 Cr
Duties & Taxes	46274.00 Cr	1133932.00	1152767.00	65109.00 Cr
EPF Employees - Non Teaching Staff	25274.00 Cr	303288.00	303288.00	25274.00 Cr
EPF Employees - Teaching Staff	6800.00 Cr	81600.00	81600.00	6800.00 Cr
I. Tax (TDS)		591500.00	611000.00	19500.00 Cr
Other Party I. Tax (TDS)		6544.00	6679.00	135.00 Cr
Professional Tax	14200.00 Cr	151000.00	150200.00	13400.00 Cr
Provisions	3148984.00 Cr	17042354.00	23522170.00	9628800.00 Cr
Cleaning & Scavenger Exp. Payable	17117.00 Cr	19117.00	20880.00	18880.00 Cr
Anand Jamgaonkar	2819.00 Cr	2819.00	3800.00	3800.00 Cr
Mhamane Savita	2250.00 Cr	2250.00	2177.00	2177.00 Cr
Pawar Pradnya	5500.00 Cr	7500.00	7323.00	5323.00 Cr
Sakhare Reshma	3548.00 Cr	3548.00	4677.00	4677.00 Cr
Tarabai Gaikwad	3000.00 Cr	3000.00	2903.00	2903.00 Cr
Honorarium Payment Payble	13000.00 Cr	15000.00	2000.00	
Jatte Sanjota	5000.00 Cr	5000.00		
Pomaji Sharanbasveshwar	8000.00 Cr	10000.00	2000.00	
Covid 19 - Salary			3812032.00	3812032.00 Cr
Nagappa Shete & Co.	40000.00 Cr	40000.00	40000.00	40000.00 Cr
Salary Due	3077755.00 Cr	16967125.00	19646106.00	5756736.00 Cr
Telephone Bill Payable	1112.00 Cr	1112.00	1152.00	1152.00 Cr
Sundry Creditors	626118.80 Cr	685450.00	709221.00	649889.80 Cr
Other Creditors	418509.00 Cr	685450.00	652008.00	385067.00 Cr
Anand Sales Corporation	3290.00 Cr	3290.00		
ARK Instruments, Mumbai	9405.00 Cr			9405.00 Cr
Bharat Paint Company			7745.00	7745.00 Cr
Biyani Technologies, Kolhapur			5900.00	5900.00 Cr
Deshpande R.A.		1800.00	10254.00	8454.00 Cr
Digitech Controls & Systems, Pune	23927.00 Cr			23927.00 Cr
Dr. Rashmi Kulkarni	4200.00 Cr	4200.00		
ISTE		9096.00	150000.00	140904.00 Cr
Kalpaka Printing Press		87172.00	87172.00	
Pradeep Book Distributors	35234.00 Cr	35234.00		
Sciencetech Technologies Pvt. Ltd., Solapur Super Services	89376.00 Cr	89376.00		
Srijan		49250.00	49250.00	
SVIT Polytechnic, Solapur	5000.00 Cr	5000.00		
Tanaya Ratnaparkhe	5001.00 Cr	5001.00		
Tejaswini Security Fource		152955.00	166320.00	13365.00 Cr
Tirupati Enterprises	221076.00 Cr	221076.00		
Vaishnavi Plywood & Hardware Centre			152928.00	152928.00 Cr
Vishwa Creations	14880.00 Cr	14880.00		
Yogiraj Caters	7120.00 Cr	7120.00		
Adv. Recd. From Stud. - 16-17	16500.00 Cr		35350.00	51850.00 Cr
Adv. Recd. From Open 16-17 - 1st Year				16500.00 Cr
Adv. Recd. From Swd . 16-17 - 2nd Year			35350.00	35350.00 Cr
Adv. Recd. From Stud. - 19-20			21863.00	21863.00 Cr
Adv. Recd. From Open Stud. 19-20 - 2nd Year			21863.00	21863.00 Cr
Adv. Recd. From Students - 17- 18	121450.00 Cr			121450.00 Cr
Adv. Recd. From Open 1st Year - 17-18	3500.00 Cr			3500.00 Cr
Adv. Recd. From Open 2nd Year 17-18	14500.00 Cr			14500.00 Cr
Adv. Recd. From Swd - 1st Year - 17-18	81000.00 Cr			81000.00 Cr
Adv. Recd. From Swd. Stud. 17-18 - 2nd Year	18187.00 Cr			18187.00 Cr
Adv. Recd. From TFWS Stud. 2nd Year 17-18	4263.00 Cr			4263.00 Cr
Adv. Recd. From Stud. Open 18-19	0.50 Cr			0.50 Cr
Adv. Recd. From Stud. Open 2nd Year 18-19	0.50 Cr			0.50 Cr
Adv. Recd. From SWD - 14-15	54566.60 Cr			54566.60 Cr
Adv. Recd. From SWD - 14-15 - 1st Year	39162.60 Cr			39162.60 Cr
Adv. Recd. From Swd 14-15 - 3rd Year	15404.00 Cr			15404.00 Cr
Adv. Recd. From Swd Stud. 15-16	15092.70 Cr			15092.70 Cr
Adv. Recd. From Swd - 15 - 16 - 3rd Year	15092.70 Cr			15092.70 Cr



Security Deposit			238000.00	1283000.00 Cr
Caution Money Deposit 2016 - 17	1045000.00 Cr			469000.00 Cr
Caution Money Deposit 2017 - 2018	469000.00 Cr			221000.00 Cr
Caution Money Deposit 2018 - 19	221000.00 Cr			151000.00 Cr
Caution Money Deposit 2019 - 2020	151000.00 Cr			204000.00 Cr
Caution Money Deposit 2020 - 2021	204000.00 Cr		238000.00	238000.00 Cr
DBT Excess Amount		62283.00		350803.00 Cr
EBC Payable 2017 - 2018	413086.00 Cr	13095.00		
IEI Amout Payable	13095.00 Cr	13280.00		
Fixed Assets	13280.00 Cr		2327479.00	12545889.93 Dr
Equipments	13519999.93 Dr	1353369.00		6605445.97 Dr
Furniture & Fixtures	7981808.97 Dr		1376363.00	4477387.70 Dr
DEAD STOCK	3795662.70 Dr	1352514.00	670789.00	495769.09 Dr
Furniture & Equipment	583258.09 Dr		87489.00	3977615.61 Dr
POS Machine	3207694.61 Dr	1352514.00	582593.00	4003.00 Dr
Books	4710.00 Dr		707.00	142053.26 Dr
Library A/c	188407.26 Dr	855.00	47209.00	142053.26 Dr
Bus - Mahindra Exelo	188407.26 Dr	855.00	47209.00	1321003.00 Dr
Current Assets	1554121.00 Dr		233118.00	51603363.25 Dr
Deposits (Asset)	44272830.32 Dr	103563424.67	96232891.74	161040.00 Dr
M.S.E.B. Deposit	161040.00 Dr			60000.00 Dr
Telephone Deposit A/c	60000.00 Dr			1040.00 Dr
USage Building Deposit	1040.00 Dr			100000.00 Dr
Loans & Advances (Asset)	100000.00 Dr			19060.00 Dr
Advance A/c	500.00 Dr	65241.00	46681.00	3264.00 Dr
Ankalgikar S.P.	500.00 Dr	49445.00	46681.00	
Bansode V.P.		3100.00	3100.00	
Bayas V.G.		6500.00	6500.00	
Bhogade J.M.		750.00	750.00	
Bhosale A.V. (Welder) - Advance A/c		200.00	200.00	
Deshmukh S.S.		600.00	600.00	
Dhawale S.D. - Advance A/c	500.00 Dr	10110.00	10110.00	
Dhone Santosh		500.00	500.00	
Gurav N.D.		130.00	130.00	
Jadhav S.S.		100.00	100.00	
Kale M.K.		1090.00	1090.00	
Koli D.V.		1900.00	1900.00	
Mhetri P.S. - Advance A/c		200.00	200.00	
Panchal A.G.		1950.00	1950.00	
Pawar A.K.		5050.00	4750.00	300.00 Dr
Saddiwal S.A.		300.00	300.00	
Shille S.S.		1890.00	1890.00	
Thokade A.R.		2500.00	2500.00	
Vyas S. N.		3075.00	3075.00	
Students Advance		10000.00	7036.00	2964.00 Dr
Arwat Parvati P.		15796.00		15796.00 Dr
Babare Yashashri D.		1006.00		1006.00 Dr
Dhotre Nandini N.		1006.00		1006.00 Dr
Halde Asmita N.		1006.00		1006.00 Dr
Inamdar Arpita S.		306.00		306.00 Dr
Jatkar Neha S.		1006.00		1006.00 Dr
Jindam Aakansha G.		1006.00		1006.00 Dr
Koli Bhagyashri S.		1006.00		1006.00 Dr
Mane Vaishnavi S.		1006.00		1006.00 Dr
Mayuri Pawar		1006.00		1006.00 Dr
Mhetre Nikita N.		1006.00		1006.00 Dr
Nagansure Priyanka S.		1006.00		1006.00 Dr
Sabane Gitabal S.		1006.00		1006.00 Dr
Sabane Jyoti S.		1006.00		1006.00 Dr
Savant Pratiksha M.		1006.00		1006.00 Dr
Shaikh Sadaf S.		400.00		400.00 Dr
Swami Sejal C.				
Cash-In-hand	60867.00 Dr	1738419.00	1776412.00	22874.00 Dr
Cash	60867.00 Dr	1738419.00	1776412.00	22874.00 Dr
Bank Accounts	3797208.47 Dr	68559666.67	71086439.99	1270435.15 Dr
Central Bank F.D.'s A/c	927038.00 Dr			927038.00 Dr



F.D.-Central Bk.A/c 3596494486-1 (18.02.22)
 F.D.-Central Bk.A/c 3596495322 (18.02.22)
 Central Bank C/A No. 3058806772
 Central Bank S/B A/c No. 3049648579
 Central Bank S/B A/c No. 3140949149
 Janata Sah.Bk S/B A/c - 56 / 13898
 State Bank C/A No. 37701473047
 State Bank C/A No. 37701473127
 Fees Outstanding 2013-2014
 Fees Receivable Open 13-14
 Fees Dues - Open - 13-14 - 1st Year
 Fees Dues - Open - 13-14 - 2nd Year
 Fees Dues - Open - 13-14 - 3rd Year
 Fees Outstanding 2014 - 2015
 Fees Receivable Open - 14-15
 Fees Dues Open 2014 - 2015 - 1st Year
 Fees Dues Open 2014 - 2015 - 2nd Year
 Fees Dues Open 2014 - 2015 - 3rd Year
 Fees Receivable Swd 2014-2015
 Fees Dues SWD 2014 - 2015 - 1st Year
 Fees Dues Swd 2014 - 2015 - 2nd Year
 Fees Dues Swd 2014 - 2015 - 3rd Year
 Fees Receivable TFWS 2014 - 2015
 Fees Dues TFWS 2014 - 2015 - 3rd Year
 Fees Outstanding 2015 - 2016
 Fees Receivable Open 2015-2016
 Fees Dues Open - 2015 - 2016 - 1st Year
 Fees Dues Open - 2015 - 2016 - 2nd Year
 Fees Dues Open - 2015 - 2016 - 3rd Year
 Fees Receivable SWD - 2015 - 2016
 Fees Dues SWD - 2015 - 2016 - 1st Year
 Fees Dues SWD - 2015 - 2016 - 2nd Year
 Fees Dues SWD - 2015 - 2016 - 3rd Year
 Fees Receivable TFWS 2015 - 2016
 Fees Dues - TFWS - 2015 - 2016 - 1st Year
 Fees Outstanding 2016 - 17
 Fees Receivable Open 2016 - 2017
 Fees Dues Open 2016 - 2017 - 1st Year
 Fees Dues Open 2016 - 2017 - 2nd Year
 Fees Dues Open - 2016 - 2017 - 3rd Year
 Fees Receivable SWD - 2016 - 2017
 Fees Dues SWD - 2016 - 2017 - 1st Year
 Fees Dues SWD - 2016 - 2017 - 2nd Year
 Fees Dues SWD - 2016 - 2017 - 3rd Year
 Fees Receivable TFWS 2016 - 2017
 Fees Dues TFWS - 2016 - 2017 - 1st Year
 Fees Dues TFWS - 2016 - 2017 - 3rd Year
 Fees Outstanding 2017 - 2018
 Fees Receivable Open 2017 - 18
 Fees Dues Open 2017-2018 - 1st Year
 Fees Dues Open 2017-2018 - 2nd Year
 Fees Dues Open 2017-2018 - 3rd Year
 Fees Receivable SWD - 2017 - 18
 Fees Dues SWD - 2017-2018 - 1st Year
 Fees Dues SWD - 2017- 2018 - 2nd Year
 Fees Dues SWD - 2017-2018 - 3rd Year
 Fees Receivable TFWS 2017 - 18
 Fees Dues TFWS - 2017- 2018 - 1st Year
 Fees Outstanding 2018 - 2019
 Fees Receivable Open 2018 - 2019
 Fees Dues Open 2018 - 2019- 1st Year
 Fees Dues Open 2018-2019 - 2nd Year
 Fees Dues Open 2018-2019 - 3rd Year
 Fees Receivable SWD 2018 - 2019
 Fees Dues SWD 2018-2019 -1st Year.
 Fees Dues Swd 2018-2019 - 2nd Year

772878.00 Dr			772878.00 Dr
154160.00 Dr			154160.00 Dr
1922685.15 Dr	18050899.75	19940406.70	33178.20 Dr
81437.22 Dr	4040748.00	4009453.71	112731.51 Dr
2884.52 Dr	18181211.00	18181747.70	2347.82 Dr
789076.50 Dr	28286807.00	28880743.88	195139.62 Dr
59864.54 Dr	0.46	59865.00	
14222.54 Dr	0.46	14223.00	
200641.00 Dr			200641.00 Dr
200641.00 Dr			200641.00 Dr
12041.00 Dr			12041.00 Dr
90500.00 Dr			90500.00 Dr
98100.00 Dr			98100.00 Dr
8891872.60 Dr		3854.00	8888018.60 Dr
164926.00 Dr			164926.00 Dr
54300.00 Dr			54300.00 Dr
64316.00 Dr			64316.00 Dr
46310.00 Dr			46310.00 Dr
8726476.60 Dr		3854.00	8722622.60 Dr
3047847.35 Dr		2192.00	3045655.35 Dr
3424762.55 Dr		1662.00	3423100.55 Dr
2253866.70 Dr			2253866.70 Dr
470.00 Dr			470.00 Dr
470.00 Dr			470.00 Dr
2368634.00 Dr		27747.00	2340887.00 Dr
573875.00 Dr		24100.00	549775.00 Dr
221952.00 Dr		20100.00	201852.00 Dr
202291.00 Dr			202291.00 Dr
149632.00 Dr		4000.00	145632.00 Dr
1794767.00 Dr		3647.00	1791120.00 Dr
645305.00 Dr		597.00	644708.00 Dr
674222.00 Dr		3050.00	671172.00 Dr
475240.00 Dr			475240.00 Dr
8.00 Cr			8.00 Cr
8.00 Cr			8.00 Cr
8993606.00 Dr	1582.00	8199084.00	796104.00 Dr
79869.00 Dr		15000.00	64869.00 Dr
4013.00 Dr			4013.00 Dr
38394.00 Dr		15000.00	23394.00 Dr
37462.00 Dr			37462.00 Dr
8916870.00 Dr	1582.00	8184084.00	734368.00 Dr
2856801.00 Dr	1582.00	2878195.00	19812.00 Cr
3303961.00 Dr		2733734.00	570227.00 Dr
2756108.00 Dr		2572155.00	183953.00 Dr
3133.00 Cr			3133.00 Cr
3168.00 Cr			3168.00 Cr
35.00 Dr			35.00 Dr
5355628.00 Dr	3864.00	80380.00	5279112.00 Dr
284682.00 Dr	3300.00	5200.00	282782.00 Dr
205500.00 Dr		2500.00	203000.00 Dr
47982.00 Dr	3200.00		51182.00 Dr
31200.00 Dr	100.00	2700.00	28600.00 Dr
5073146.00 Dr	364.00	75180.00	4998330.00 Dr
3440127.00 Dr		44364.00	3395763.00 Dr
836082.00 Dr	364.00	30816.00	805630.00 Dr
796937.00 Dr			796937.00 Dr
2200.00 Cr	200.00		2000.00 Cr
2200.00 Cr	200.00		2000.00 Cr
3777953.25 Dr	9863.00	2077153.25	1710663.00 Dr
819350.50 Dr	5272.00	174534.50	650088.00 Dr
309571.00 Dr		56444.50	253126.50 Dr
314673.50 Dr	5272.00	79181.00	240764.50 Dr
195106.00 Dr		38909.00	156197.00 Dr
2958736.75 Dr	4591.00	1902618.75	1060709.00 Dr
933052.50 Dr		660893.50	272159.00 Dr
489416.50 Dr	4591.00	324043.00	169964.50 Dr




Fees Dues Swd 2018-2019 -3rd Year	1536267.75 Dr	917682.25	618585.50 Dr
Fees Receivable TFWS 2018 - 2019	134.00 Cr		134.00 Cr
Fees Dues TFWS 2018-2019 -1st Year	126.00 Cr		126.00 Cr
Fees Dues TFWS 2018-2019 -3rd Year	8.00 Cr		8.00 Cr
Fees Outstanding 2019-2020	10403675.00 Dr	31072.00	8442771.00
Fees Receivable Open 2019-20	2477988.00 Dr	27954.00	1671084.50
Fees Dues Open 2019-2020 1st Year	993996.50 Dr		646712.00
Fees Dues Open 2019-2020 2nd Year	1053145.50 Dr		642109.50
Fees Dues Open 2019-2020 3rd Year	430846.00 Dr	27954.00	382263.00
Fees Receivable SWD 2019-20	7923075.00 Dr	3100.00	6769004.50
Fees Dues SWD 2019-2020 - 1st Year	3062859.50 Dr		2724226.00
Fees Dues Swd 2019-2020 - 2nd Year	2809654.00 Dr		2304788.50
Fees Dues Swd 2019-2020 - 3rd Year	2050561.50 Dr	3100.00	1739990.00
Fees Receivable TFWS 2019-20	2612.00 Dr	18.00	2682.00
Fees Dues TFWS 2019-2020 - 1st Year	52.00 Cr		52.00 Cr
Fees Dues TFWS 2019-2020 - 3rd Year	2664.00 Dr	18.00	2682.00
Fees Outstanding 2020-2021		33073655.00	4474959.50
Fees Receivable Open 2020-21		11003209.00	2558306.00
Fees Dues Open 2020-21 - 1st Year		3668900.00	694670.00
Fees Dues Open 2020-21 - 2nd Year		3545092.00	838192.00
Fees Dues Open 2020-21 - 3rd Year		3789217.00	1025444.00
Fees Receivable SWD 2020-21		21860245.00	1741157.00
Fees Dues SWD 2020-21 - 1st Year		8624000.00	607621.00
Fees Dues SWD 2020-21 - 2nd Year		7469230.00	656405.00
Fees Dues SWD 2020-21 - 3rd Year		5767015.00	477131.00
Fees Receivable TFWS 2020-21		210201.00	145587.00
Fees Dues TFWS 2020-21 - 1st Year		84721.00	48173.00
Fees Dues TFWS 2020-21 - 2nd Year		87836.00	67318.00
Fees Dues TFWS 2020-21 - 3rd Year		37644.00	30096.00
Unknown Student			29909.50
Int. Receivable on F.D. - Central Bank	243795.00 Dr	80062.00	323857.00 Dr
Tax Collected at Source (TCS)	17410.00 Dr		17410.00
Branch / Divisions	117226924.40 Cr	24847410.00	27545600.00
Shri Siddheshwar Devasthan, Solapur	117226924.40 Cr	24847410.00	27545600.00
Indirect Incomes		34685794.00	67776784.92
EXAM RELATED INCOME		561950.00	561950.00
Enrollment Fees Collected (Contra)		55650.00	55650.00
Exam Fees Collected (Contra)		490400.00	490400.00
Exam Fees - Fine Amt. Collected (Contra)		10500.00	10500.00
Other Fees Collected		5400.00	5400.00
INCOME FROM OTHER SOURCES		34123844.00	34339938.92
Fees From Students- Open		10906598.00	10906598.00
Current Year Caution Money Deposit (Open)		67000.00	67000.00
Current Year Development Fees (Open)		993643.00	993643.00
Current Year Journals & Manuals (Open)		292000.00	292000.00
Current Year Tuition Fees (Open)		9553955.00	9553955.00
Fees From Students - SWD		21845245.00	21845245.00
Current Year Caution Money Deposit (SWD)		158000.00	158000.00
Current Year Development Fees (SWD)		1982926.00	1982926.00
Current Year Journals & Manuals (SWD)		536000.00	536000.00
Current Year Tuition Fees (SWD)		19168319.00	19168319.00
Fees From Students - TFWS		210201.00	210201.00
Current Year Caution Money Deposit (TFWS)		13000.00	13000.00
Current Year Development Fees (TFWS)		157201.00	157201.00
Current Year Jour. & Manuals (TFWS)		40000.00	40000.00
OTHER INCOME		293800.00	509894.92
Advertisement Sponserhip 2020 - 21		65750.00	69900.00
Discount		37.00	1060.00
DTE., Pune			21340.00
Miscellaneous Income		8500.00	11743.92
MSBTE., PUNE		152833.00	163150.00
Neet Exam		1400.00	161699.00
Other Income			9722.00
Outstading Fees 12-13 - 1st Year		65280.00	65280.00
Set Examination (Contra)		868000.00	868000.00
Manuals Fees			



Alumini Fees	11800.00	11800.00 Cr
Bonafide Certificate Fees	2250.00	2250.00 Cr
Development Fees	3220570.00	3220570.00 Cr
Interest on F.D.R.	80062.00	80062.00 Cr
Interest on S/B	32490.00	32490.00 Cr
Leaving Certificate Fees	6250.00	6250.00 Cr
Sale of Prospects Broucher	18000.00	18000.00 Cr
Tuition Fees	29503474.00	29503474.00 Cr
Indirect Expenses	36129964.99	25443.00
Advertisement	164090.00	164090.00 Dr
Advertisement - Recruitment of Staff	14280.00	14280.00 Dr
Advertisement - Students Admission	149810.00	149810.00 Dr
Affiliation / Inspection	75000.00	75000.00 Dr
Affiliation Fees TO Board	75000.00	75000.00 Dr
Audit Fees - College	40000.00	40000.00 Dr
Audit Fees	40000.00	40000.00 Dr
Bank Interest/ Commission / Charges	4928.99	4928.99 Dr
Bank Commission & Charges	4928.99	4928.99 Dr
Communication Expenses	294768.00	294768.00 Dr
Internet Bill	275000.00	275000.00 Dr
Postage & Courier Expenses	1783.00	1783.00 Dr
Telephone Bill	13674.00	13674.00 Dr
Xerox & Fax Expenses	4311.00	4311.00 Dr
Conference & Seminar	96649.00	96649.00 Dr
Membership Fees	25570.00	25570.00 Dr
Registration Fees	3072.00	3072.00 Dr
Research & Development	66007.00	66007.00 Dr
Students Competation	2000.00	2000.00 Dr
Establishment Expenses	685766.00	685766.00 Dr
Cleaning & Scavenger Expenses	213756.00	213756.00 Dr
Electricity Bill	297560.00	297560.00 Dr
Gardening Expenditure	6450.00	6450.00 Dr
Security (Watchman) Salary	168000.00	168000.00 Dr
Insurance	54669.00	54669.00 Dr
Vehicle Insurance	54669.00	54669.00 Dr
Laboratory Material & Other Consumbale	185931.00	185931.00 Dr
Civil Lab. Consumbale	530.00	530.00 Dr
Computer Repairs & Maintainance	42900.00	42900.00 Dr
Cost of Software	4130.00	4130.00 Dr
Electrical & Electronics Lab. Consumbale	9970.00	9970.00 Dr
Electrical Fitting Exp	7302.00	7302.00 Dr
Electrical Lab Consumbale	80.00	80.00 Dr
Lab Consumbale Exp. - (Workshop)	108693.00	108693.00 Dr
Laboratory Consumbale (Chemicals)	460.00	460.00 Dr
Other Consumbale	11866.00	11866.00 Dr
Magazine, Journals, Periodicals Etc. Subscription	48216.00	48216.00 Dr
Journals Purchase	39700.00	39700.00 Dr
News Paper & Magzines Exp.	8516.00	8516.00 Dr
Other Expenses - Related to Students	1382302.00	1382302.00 Dr
Other Expenditure	2400.00	2400.00 Dr
Other Expenditure	2400.00	2400.00 Dr
Earn & Learn Scheme	1000.00	1000.00 Dr
Expenditure Related to Students	7493.00	7493.00 Dr
Fees Concession / Scholarship	1371409.00	1371409.00 Dr
Printing & Stationery	115474.00	115474.00 Dr
Printing	99497.00	99497.00 Dr
Stationery Expenditure	15977.00	15977.00 Dr
Professional Charges	15620.00	15620.00 Dr
Consulting Fees - Others	195425.00	195425.00 Dr
Remuneration/Professional Charges to Visitng Facu.	21250.00	21250.00 Dr
Adjunct Faculty (CHB Payment)	174175.00	174175.00 Dr
Honorarium Payment	4320000.00	4320000.00 Dr
Rent	4320000.00	4320000.00 Dr
Rent for College Building Paid to Trust	1026126.00	1026126.00 Dr
Repairs & Maintenance	966158.00	966158.00 Dr
Building Maintenance		



Building Maintenance	450.00		450.00 Dr
Municipal Corp Tax	954846.00		954846.00 Dr
Water Tax (S.M.C.)	10862.00		10862.00 Dr
Maintenance - Others	55190.00		55190.00 Dr
Maint. & Spares	36937.00		36937.00 Dr
Repairs & Maintenance	13446.00		13446.00 Dr
Transport Charges	2300.00		2300.00 Dr
Vehicle Repariy	2507.00		2507.00 Dr
Furniture , Equipments Etc. Maint.	4778.00		4778.00 Dr
Salary - Non Teaching	5157427.00		5157427.00 Dr
E.P.F. Admin Charges -Non Teaching Staff	12684.00		12684.00 Dr
E.P.F. Employers Contribution - Non-Teaching	316812.00		316812.00 Dr
Non-Teaching Staff Salary	4827931.00		4827931.00 Dr
Salary - Teaching	19798735.00		19798735.00 Dr
E.P.F. Admin Charges-Teaching Staff	840.00		840.00 Dr
E.P.F. Employers Contribution - Teaching	21600.00		21600.00 Dr
Teaching Staff Salary	19776295.00		19776295.00 Dr
Social Gathering/functions Exp./Welfare	123209.00	25443.00	97766.00 Dr
Other Functions & Celebrations	110827.00	25443.00	85384.00 Dr
Conveyance	20008.00		20008.00 Dr
Function & Programs (Puja Exp.)	4475.00		4475.00 Dr
Miscellaneous Expenses	6889.00		6889.00 Dr
Staff Activity	66619.00	25443.00	41176.00 Dr
Students Activity	2000.00		2000.00 Dr
Travelling Expenses	10836.00		10836.00 Dr
Students Function	12382.00		12382.00 Dr
Staff & Student Welfare Exp.	7027.00		7027.00 Dr
Students Function	5355.00		5355.00 Dr
University Fees Paid	18150.00		18150.00 Dr
Exam.Fees Fine Paid MSBTE (Contra)	2000.00		2000.00 Dr
Exam Fees Paid to MSBTE (Contra)	16150.00		16150.00 Dr
Depreciation on Asset	2327479.00		2327479.00 Dr
Fund	6716766.63 Cr		6716766.63 Cr
Reserve Fund	6716766.63 Cr		6716766.63 Cr
Income & Expenditure A/c	71456698.58 Dr		71456698.58 Dr
Grand Total	219530356.66	219530356.66	



For Nagappa Shete & Co
Chartered Accountants

Shete S.
CA Somshankar S. Shete
Partner (MRN-605435)